



December 2007 Newsletter

President

Mark Passerello

Past President

Dan Binder

Director

Emeritus

José Cueto

1st Vice

President

Ken Schultz

2nd Vice

President

Zack Clayton

1 year Director

Jack Smith

2 year Director

Wendy Fissel

3 year Directors

Denny Sackett

Treasurer

Richard Gurevitz

Secretary

Sandy
Schoenfeld

Librarians

John Young
Laura Beardsley

Web Master

Zack Clayton

Newsletter

Editor

Richard Uhrick

Refreshments

*In spring, they
were two.*

*In winter, they
became one.*

*Again, they are
two.*

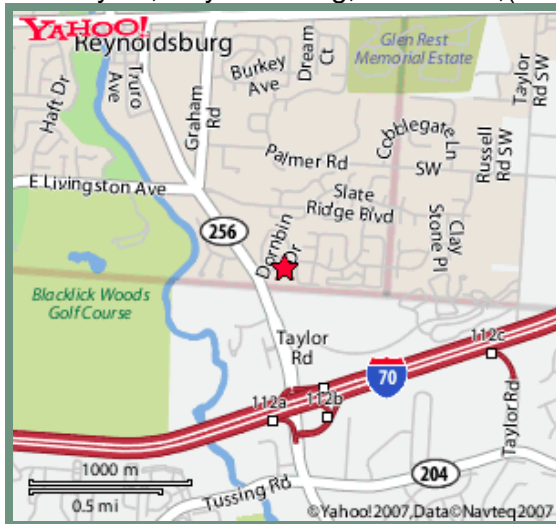
“A Pinch of this....”

Celebrate the Holidays

This Months Program

December 9th at 5:00 P.M.

We will be holding our annual holiday dinner at Dynasty Grill Buffet located at 7661 Farnsbury Dr, Reynoldsburg, OH 43068,(614) 861-8899.



Make a New Year's Resolution

You joined this society because you were interested in bonsai; you might as well get the most out of it. Here are some simple ways to maximize your experience.

Show up. Showing up is two-fold: First, you never know when you are going to get that next nugget of key information that will take your artistry to the next level. Second, you never know who is going to need

something that you have learned...it is true; you cannot help another learn without growing yourself!


Volunteer. Volunteer to work on a committee, bring refreshments, or transport guests and materials. It is much easier to get to know others in a group if you are actively involved.

Bring a tree for discussion. Most of us do not see our trees, as they really are, because we are too close to them. Oh sure, we see that basic flaw, but one of your friends will help you see your trees differently. Newer members are often embarrassed to bring their trees. What will they think? This is kind of like the adage of everyone putting on his or her pants the same way.... Everybody, no matter how far up that ladder they are in this craft of bonsai was once a beginner and had their share of not so great trees.

Hang out and just listen. Whether before, after the meeting, or at the restaurant over a cup of coffee you can learn a lot by eavesdropping or asking questions.

You are a part of a society with access to some of the finest artisans in North America. So, make one of your resolutions to get the most out of it.

What you missed in November



FROM THIS

TO THIS



Recapping Keith Scott in October

If you missed our meeting in October, you missed one of the most important lessons related to training bonsai. Keith Scott brought eight of his trees for wiring. Before we began, Keith entertained and educated us by drawing on his fifty years of bonsai experience. In a lecture on displaying bonsai by Harold Johnson of the Triangle Bonsai Society, he stated that there are 5 levels of bonsai. As I listened to Keith, I realized he is in level 5. Surely, he has forgotten more than most of us have learned. Listening, I thought this must be what it was like to listen to Mark Twain.

Here are some things I jotted down. I am sure others who were there, or were wiring, heard more tips. If you can share these, the entire club would benefit.

- The length of the wire you are using should be 1 1/2 times the distance to the ends of the two branches you plan to wire.
- Always plan to wire two branches at the same time.
- We wire because it speeds up the process of making a tree look older.
- A tree trained by wiring will always look like it was wired.
- It is important to wire a branch all the way to its end, but only put wire on branches that need it.

He said that when he was in Japan in the early 50's that he saw everything used to train a tree; silk thread, bailing wire, raffia, copper, copper tubing, weights, and U-bolts.

When asked, about how often he repotted his trees; Keith said that most recommend repotting more often than needed. He said that Trident maple and Scott pine love to be pot bound. He stated that he has one Scott's pine that he has not repotted for 15 years. He said that the tree will tell you when it needs repotting, so watch how it takes water, or if the roots have grown out of the pot. He said that he'd heard some believed that copper wire on the roots would kill them. He said that the copper leaches so little, that it would not damage the tree if you use copper to tie the tree into the pot. He noted that the tree does need to be tight in the pot, either because of wiring or because it is pot bound.



While "introducing us to the trees he had brought with him, he commented that one of the pines he was begging to show got back budding since he had gotten it. (Yes, he still acquires trees at 80) He said that pines need full sun – all day. Let the candles extend then cut them back to 1/8-1/4", three or four whirls of needles.

As I wired one of the red pines, Keith came over and said, "There are two kinds of wire crosses, one is OK, the other is not, then he showed us the one that is OK. It happens when there are three smaller branches to be wired on the same main branch. He then crossed the wires at a ninety-degree cross.

The wire selected needs to be thick enough to move and hold the branch. He opposes double wiring a branch because the wire is too thin.

 Ken Schultz

President's Message- Mark Passerello

On Sabbatical until the new year.

Tree of the Month Watch for *Erodium reichardii*, coming in January

Book of the Month

Next Month: A review of Bonsai Periodicals

Bad News, Good News from our fellow enthusiasts in Evansville, IN

A note from Dave Bogan of what used to be the Greater Evansville Bonsai Society

[Ed. Note: Let's not let this happen to us.]

"Unfortunately, in November - due to lack of volunteers and low attendance, the Greater Evansville Bonsai Society of Indiana was forced to disband. I hope this never happens to you and your clubs. Our club had been around for 20 years and I was luckily to have been a part of it since the beginning. In the last two years, our club membership had declined to around 20 members. As with most clubs, it was a huge challenge to get people to hold office or work at club functions. At our November planning meeting, after much discussion, not a single member volunteered to step forward. I had been president & newsletter editor for god knows how many years and I have finally reached a point I was too tired. So, the club is disbanded. The good news is we will continue - simply in a different forum. To keep Bonsai alive in Indiana - My fiancée & I have started a Bonsai Study Group at our home in Lynnville Indiana. I am also very happy to say we already have 10 members. Of course as a part of this study group. I will continue to write a monthly newsletter.

Also, you may or may not be aware, I also co-write & will continue to write the newsletter for the Nashville TN Bonsai Society (along with my co-editor & fiancée Barbara Walton) that will continue to be sent out separately by Barbara. I hope you all will like my new look and also continue to share your great newsletters with Barbara & I.

As always, you are always welcome to use any article that I write. Barbara & I are looking forward to a great new year - a new life together and great success in our Bonsai ventures.

- Happy Holidays to you and yours -


May the year ahead be prosperous and ALL your Bonsai thrive and sleep peacefully till spring. "

Dave Bogan

From the Circulation Desk of the C.B.S. Library

If you checked out books, videos or magazines from the C.B.S. library please return them as soon as possible. In the meantime, please either send John Young an E-Mail at jyoungjfy@sbcglobal.net or give him a call at (614) 267-4168 and let him know which C.B.S. books, videos or magazines you currently have so I can update our library records. Thank you for your cooperation.

p.s. I am planning to have the C.B.S. library open for business at our January 20, 2008 meeting.

 John Young, Librarian

What would Yew do with this Taxus?

Several years ago, Zack Clayton and I dug up a couple of big Taxus (or Yew) from a member's yard (donation by Gwenis Athena) for some future bonsai demo. I would guess they were 40-50 years old. I built boxes for the trees and filled them with pine bark nuggets, quartz landscape rocks and potting soil. While not your ideal bonsai formulae, it seems to do the job. Now one is healthy, growing, and ready to work on. The non-surviving partner tree in the other box got an infestation of chipmunks that dug into the box and ate the new roots as they developed. A couple of springs ago it turned brown and died.

Because of its large size, the surviving tree has never been worked on. It is difficult to move, and conservatively would take several meetings and many hours to do it justice. After some discussion, the Board has decided to take it on as a group project. Some of us arrive early at Board meetings and can implement the ideas we collect on styling it. As the "Bonsai" appears within this salvaged yard shrub, we plan to share its development and progress with you at our regular Club meetings.

This will probably be a 4 to 6 month demonstration project with input from the club members as to what should or could be done in styling. That last part is important, as an educational project, we want ideas from the membership about this tree. Final disposition is to be determined, but we are leaning toward a donation to Franklin Park Conservatory as a "Long term demonstration tree of the Columbus Bonsai Society".

Depending on the response from the members during this project, we have other trees available that could turn into the next project.

 Ken Schultz





Bonsai Here and Beyond the Outerbelt

Unless otherwise noted, The Columbus Bonsai Society meets the third Sunday of every month at 1:45 pm at the Franklin Park Conservatory. Board Meetings are the first Tuesday of the month at 7:00 pm in the Franklin Park Conservatory. The meetings are open to members.

December 9	Holiday Dinner at Dynasty Grill Buffet (See map above) 5:00 pm
January 20, 2008	"So you got a bonsai for Christmas" (1PM-2PM) Special Time Club Meeting, including Taxus viewing; Erodium Workshop (2PM – 4PM)
February 17, 2008	The Ins and Outs of Soils—Dan Binder, Tom Holcomb
March 16, 2008	Bring Your Own Tree Workshop
April 2008	Slippery Elm workshop—Kelly Adkins
May 18, 2008	Azaleas—Tom McCormick, Greater Cincinnati Bonsai Society
June 22, 2008	Tropicals workshop-- New
June 14-15, 2008	Dawes Arboretum Annual Bonsai Show www.dawesarb.org
June 12-18, 2008	MABA Conference, Indianapolis, IN www.MABA2008.org
June 19-22, 2008	American Bonsai Society Learning Seminar 2008—San Antonio, TX http://absbonsai.org/seminars/ABS2008/main2008.html
July 20, 2008	Martha Meehan's Miniatures www.meehansminiatures.com
August 17, 2008	Bring Your Own Tropicals workshop
September 14, 2008	Picnic
October 25-6, 2008	Annual CBS (All Ohio?) bonsai show at Franklin Park Conservatory— New Date
November 16, 2008	TBA
December, 2008	Holiday Dinner



Columbus Bonsai Society Membership Registration

Name: _____

Address: _____

Phone: (____) _____ -- _____ Date: ____/____/____

Email: _____

Membership: Individual (\$15.00) ___ Family (\$22.50) ___

Check # _____

P. O. Box 1981

Columbus, Ohio


May your phone number be included in our members list? Y N

43216-1981

Would you like to get your newsletter by email? Y N

(email saves the club about \$.74 to \$.90 an issue in printing and mailing.)

IF family membership, please list other members: _____



Columbus Bonsai Society
PO Box 1981
Columbus, OH 43216-1981

Questions to:
Columbusbonsai@hotmail.com
[HTTP://Columbusbonsai.org](http://Columbusbonsai.org)

Regular Club meetings on
3rd Sunday of the month
Meetings Start at 1:45 pm
All are welcome to attend

CBS meets at:
Franklin Park Conservatory
1777 East Broad St
Columbus, Ohio 43203

CBS Board meets
1st Tuesday of the month
at 7:00 pm at FPC