

# May 2010 Newsletter

**President**  
Mark Passerrello

**Tree Curator**  
Dan Binder

**Director Emeritus**  
José Cueto

**1<sup>st</sup> Vice President**  
Ken Schultz

**2<sup>nd</sup> Vice President**  
Zack Clayton

**1 year Director**  
Denny Sackett

**2 year Director**  
Tom Holcomb

**3 year Directors**  
Jack Smith

**Treasurer**  
Richard Gurevitz

**Secretary**  
Sandy Schoenfeld

**Librarian**  
John Young

**Web Master**  
Ed McCracken

**Newsletter Editor**  
Richard Uhrick

**Education**  
Tom Holcomb

*May. I prune  
bonsai  
With the old  
carpenter's  
saw:  
Measure twice;  
cut once.*

-01101001.com

**“A Pinch of this....”**

**... Full speed ahead....**

**Term of the month: NIWA SHI**

**Niwa Shi**—Japanese master gardeners are sometimes known as niwa shi. Literally, niwa means "pure place."

Even though the weather outside calls for and looks like rain, make sure to check that your trees have enough water...Check out the president's message if you do not know what I mean.

All sorts of events and happenings are coming up in the next few months so be sure to check out the Shows and Events pages and the calendar.

But for the immediate future we can look forward to our meeting this month with guest, Jeff Carr. Basically, welcome to the season of the active Bonsai.

Bonsai=Perseverance



Rich Uhrick

**Join us at Franklin Park  
Conservatory on May 16, 2010.**



**Inside this issue:**

Program Info	<b>2</b>
Presidents Message	<b>3</b>
Tree of the Month	<b>4</b>
April Meeting	<b>6</b>
Book of the Month	<b>8</b>
Shows and Events	<b>10</b>
Calendar	<b>13</b>

**Columbus Bonsai Society PO Box 1981 Columbus OH 43216-1981**

[ColumbusBonsai@hotmail.com](mailto:ColumbusBonsai@hotmail.com) [www.ColumbusBonsai.org](http://www.ColumbusBonsai.org)



1



Columbus Bonsai is a proud member of the American Bonsai Society and Bonsai Clubs International.

## This Month's Program— Extreme Makeovers with Jeff Carr, including bending and pulling in branches to make shorter.

Jeff Carr will be with us to offer up some advice on extreme makeovers and possibly some extreme bending. Several trees are being brought in; both club stock and other donations to be considered for use; he will start out with them all on a table and pick 3-4 of them.

Jeff says he will probably set people up in groups with a tree so that he may get each started and continue to walk the groups through each tree as the afternoon progresses. It should be a great experience.



### Columbus Bonsai Society to participate in the Dawes Arboretum Bonsai show in June.

Would you like to participate? Maybe use it as a “shakedown” for your trees to show in September?

If so, please plan on taking your tree(s) out on Friday June 11th, for the official drop off time. (More information to come at a later time.)

We may attempt a group return trip, we will have to see.

Watch the newsletter and the meetings for more information.

### UPCOMING PROGRAMS:

**JUNE:** Initial Styling of new stock; don't have new stock? Come early we will show you how to shop for some; since we will be at Oakland Nurseries any way.

**JULY:** Root over Rock with tropicals

**AUGUST:** Member Sales, Picnic, Show Preparation

**SEPTEMBER:** New Annual Show date.

**OCTOBER:** Phoenix Grafts with Mike Thornhill.



The Columbus Bonsai Society receives meeting space and other support and assistance from Franklin Park Conservatory and Oakland Nurseries

### DISCLAIMER

The Columbus Bonsai Society Newsletter, is the intellectual property of the Columbus Bonsai Society. All Rights Reserved. No part of this publication may be reproduced in any form, or by any means —electronic, mechanical, photocopying, recording or otherwise — without permission in writing from the Editor.

Rich Uhrick, Editor  
ruhric@otterbein.edu

## AND NOW A WORD FROM OUR PRESIDENT....

**I**t usually happens to me at some point. I am embarrassed to admit it, but I am sure it *happens to everyone with bonsai*. *What is embarrassing to me is that it happened two days in a row, and you might think I would know better.*

In my defense, I have to say that as usual, Mother Nature, subtle and sneaky old gal that she is, pulled a fast one on me. So though it is never fair to blame others for your own failings, I do point the finger of blame at her.

What happened? I assumed that rain would come, and it did not, leaving my plants to sizzle and wilt in the sun. I returned home from work to find my bonsai ready to quote Hamlet ("I am too much in the sun...") and looking severely shriveled.

Sometimes a wilted plant can look bad, much worse than it actually is. The key to saving a wilted plant is to get it moisture as soon as possible and then be careful about keeping it moist in the future. If you discover a wilted plant in the afternoon or early evening water it well and let it stay where it is, if you find that plant in the morning when the sun is on it full blast, move it to a shady spot for a day or two. For the next week or so, keep a careful eye on it, and water when needed and only when the soil needs it. Splashing liberal doses of water around will not do the plant any good and may harm it, depending on how dry the roots have gotten it may not be functioning at 100%, keeping the soil too wet will set you up for a case of root rot.

Some plants will jump right back after receiving the rescue water, others take a while. Unfortunately, some never do. It varies by species how well a plant will recover from a missed watering, and individual circumstance plays a part. Obviously bigger pots have a larger cushion, and a plant in good health stands a better chance than one under stress for any reason. A finicky plant in a mame pot left in a hostile part of the back yard is a losing proposition.

Rather than trying to nurse a plant through the affects of a missed watering, it is obviously much better to avoid the situation in the first place. Some tips:

NEVER count on rain. Water when you need to do so, even if you are hauling watering cans under cloudy skies and dodging sprinkles. That rain may not deliver enough water or even fall. The flip side of this situation is this: What if I water then a long soaking rain hits? Well constructed bonsai soil will give proper drainage and any excess water will flow away. You may need to water more than once. I leave for work at 9am three mornings a week, and at 12pm the other two days. I try to water regularly at the same time each morning, but those two late work days mean I will not be home till after dark. I do a "topping off" watering just before I leave, to put as much moisture as possible in the pots.

Think about how your plants are situated. Some afternoon shade on a hot day can make a big difference. So can taking a plant down off the bench and putting it in a sheltered spot on a scorching day. The temperature difference between the ground and a bench can be substantial. I have given up trying to grow larches on a bench; they just get too hot at some point and start to sulk. Leaving them on the ground seems to make them less moody.

Teach a family member how to water. Being able to call home and ask for someone to do you this favor is a great back up plan. Insulate small pots in bigger pots or a sand tray. Combining several mame or shohin pots into a larger pot will give the plants a buffer zone, as will setting such little guys on the surface of a tray of wet sand. Remember to check up on these situations regularly, because growing roots will snake out of drain holes and require trimming.

Gizmos do not seem to help. A timer attached to the hose may help, but it takes some finesse to make sure every plant receives the proper amount. I have invested in those long stemmed globes that claim to water plants for up to two weeks, and never got good results. The water leaks out in about ten minutes so never creates the safety net the packaging promises. One trick I do think helps is to empty out the automatic ice maker on your freezer and pile up the cubes on the surface of the soil. The very slow dribbling water provided by the melting ice gives every absorbent particle in the soil a chance to soak up its maximum quota of water, and the lowered temperature is a benefit as well.



## Tree of the Month: Dawn Redwood, *Metasequoia glyptroboides*

I have a Dawn Redwood planted in my back yard. Several line the left side of the 11th hole at Mental Memorial Golf Course (formerly Bolton Field). Therefore, you may rest assured that Dawn Redwood is outdoor hardy to central Ohio. Seedlings are frequently offered for a few dollars; literally a stick in a pot. However, because they grow very quickly their trunk will thicken up in a few years. When I think of Dawn Redwoods, I associate them with Sequoia, Bald Cypress and Larch. All Dawn Redwood come from a grove found in western China in 1947, previously thought to be extinct. An article found on the Pittsburgh Society's website states that 24 seeds went to Cleveland in 1948. All 24 germinated; one of these is growing in the Japanese Garden in Rockefeller Park in Cleveland. Since then horticulturists have developed several varieties including a Golden Dawn Redwood.



Metasequoia have a lacy compound leaf that while it looks similar to *Taxus*, it is deciduous. The foliage is actually finer and thinner than *Taxus* and the new growth has light green spring coloration. The foliage is tender and allowing your bonsai to dry out could result in the tree's death. The temptation is to keep them too wet, but that only promotes root rot. I know, because the roots grow so rapidly they can plug the drain holes in a pot. The poor drainage will result in rotting roots and dead trees. Whenever I repot Redwood, I find that the roots have coiled 3-4 or more times around the pot; frequently creating a root mat at the bottom of their pot. As opposed to Bald Cypress, Dawn Redwood comes from well drained upland areas, where the soil drains well. They need annual repotting. Fortunately, they can take severe root pruning. When repotting, position the roots to develop a good buttress, which they will do in a relative few years.

Also, because they grow rapidly, they want to be a tall straight tree. This makes them a styling problem. Almost every Redwood, Cypress and Sequoia that I have seen has a flat top and the trunk hollowed. The exception would be groves of seedlings that look good for a short time. In nature, the tree develops an inverted teardrop shape. As the name implies the bark is reddish, as is the foliage in the fall before it drops off.

Because of the thin foliage, some dappled shade is advisable in the summer; full sun is OK in the spring. When your tree matures, it may produce cones similar to Larch. Cones are usually only on trees that are 20-30 years old. If you collect the seeds and stratify them in your fridge, you may be able to sprout your own forest. To help fatten your trunks, you may want to plant your Redwood in the ground. Be advised deer will bite out the top. They will eat anything.

When you style, you will find that Redwood back bud all the way to the trunk. The best time for pruning is mid March, before they start active growth. It is possible to totally remove branches and expect buds to develop where you want them. My research advises weekly feeding while they are growing. They like organic foods. I have seen Japanese Beetles attack them, so they are not pest free.



Ken Schultz

"Whatever you do, do it to the purpose; do it thoroughly, not superficially. Go to the bottom of things. Any thing half done, or half known, is in my mind, neither done nor known at all. Nay, worse, for it often misleads."

Lord Chesterfield

**Care Notes from the Columbus Bonsai Society Website**

May - Late Spring - 73/50

- ◆ Start hardening up indoor tree growth by using an oscillating fan a few hours a day.
- ◆ You may move tropicals outdoors now. Introduce tropicals to the sunlight gradually. Be careful of night time temperatures <45°F. You may also leave tropicals indoors year round for better control of their environment.
- ◆ Most deciduous trees have the leaves out sometime in May.
- ◆ Hold off on fertilizing pines to keep their needles short.
- ◆ Perform air-layers on trees once their leaves are fully emerged.
- ◆ Start fertilizing with a balanced 10-10-10 or 20-20-20 fertilizer for most trees.
- ◆ Trees will be using more water now that they are actively growing.
- ◆ Re-pot any later emerging species, and any that show signs of being pot bound – they won't make it through July and August if you don't.

**WHO ARE YOU?**

A few club members have inquired about obtaining official name tags. Our contact to have those made advised that he'd like at least an order of 5 - I have 3 on my list so far. If you've been wanting one let us know at the next meeting and we'll include you in the ordering. Cost is \$5.00.

—Sandy Schoenfeld

**ANNUAL SHOW AT THE DAWES ARBORETUM**

**The 30th Anniversary of The Dawes Arboretum's Ohio Regional Bonsai Show is a delightful event sure to engage all bonsai artists and enthusiasts. Demonstrations go on throughout the weekend and over 100 bonsai specimens will be on display in the Visitors Center and Bonsai Courtyard. Vendors of bonsai tools, containers, Japanese art, jewelry and plants will all be on hand.**

Saturday, June 12 and Sunday June 13

Saturday, noon – 7pm

Sunday, 11am – 5pm

Free



Tom Holcomb kicks off the mentoring session.

## Mentoring, Maples, Hornbeams & Pines, oh my!



Mentees receive advice on their Shimpaku from more advanced members.



The comic styling of Ken and John take us through the business portion of the meeting.

**And now for the main event....**



Zack Clayton took us on a tour of maples...

**Then José Cueto showed us his beginning process on a Hornbeam...**



**But you ain't seen nothing yet...Just get a load of what he does to this pine.**



**Did you blink? If you did you might have missed the tree shrinking in height by about 50%**

Continued on page 9

## Book of the Month: The Beginner's Guide to American Bonsai

By *Jerald P. Stowell*

I found a couple of bonsai books that I did not already own – again – at my favorite haunt, the Half Price Bookstore. The Beginner's Guide to American Bonsai initially published as a hardback in 1978; my paperback version is from 1986.

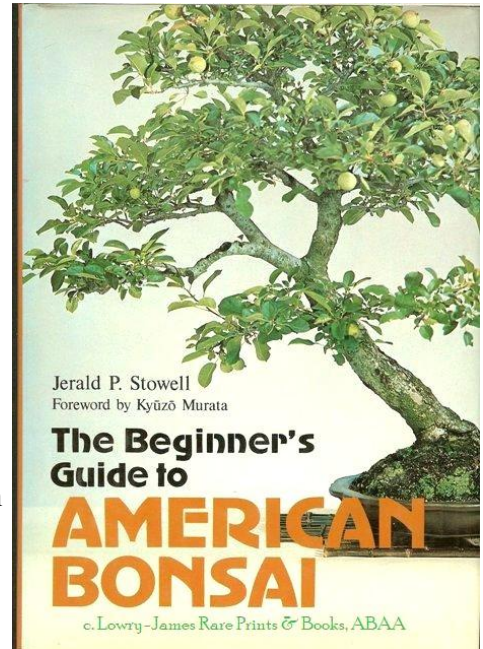
Kyuzo Murata, a famous Japanese bonsai artist and author, writes the foreword. He mentions that he first met Stowell when he visited New York on 1967, at that time Stowell was president of the Bonsai Society of Greater New York; Murata notes that later Mr. Stowell served as executive secretary of the American Bonsai Society. So, I bought this bit of the history of American Bonsai. In fact, both Murata and Stowell note an attempt to identify the American Style based on trees that we see here in America as opposed to those in Japan.

In Chapter 7 Stowell presents regional variations in caring for bonsai. He presents 5 regions, starting in the Northeast and ending with the Pacific Northwest and British Columbia. He lists bonsai specimens that do well by region. I did not see Midwest. So we are either Northeast or Rocky Mountain and the Great Plains. Frankly, the Great Plains plants looked most familiar. One of his appendices divided plants into groups for potting, wiring and shaping. Plants that need repotting before buds appear, after buds appear, after flowering and in the fall, (only quince was in the last group.) I found the tip that you should never wire Azalea in the growing season or in winter problematic, until I thought- late summer or early spring?

An interesting inclusion in the book is lists of trees arranged according to their repotting needs. Plants to repot before buds appear, Plants to repot after new buds appear, Plants to repot after flowering, plants to repot before flowering and plants to repot in the fall. The last group had one- quince, which surprised me. He then lists plants for wiring according to bud phase.

Because this is an old style book, the color pictures are pages 41 through 56. There are only 132 pages. Compared to newer books with lots of pictures and drawing, this older style may seem to have a lot of reading, but I found that the text contained useful tips, like how to wire a tree into a pot that has only one hole. I know that this is basic, but after reading sixty or so bonsai books, I do not recall reading that tidbit. The detail that candling is done by a twisting motion never cutting is also a good tip. This book has many hidden tidbits about growing bonsai in America, but if you are looking for a “How To” or a “Case History” book, this is not the book for you.

Ken Schultz



### IN MEMORY OF JERRY STOWELL

**Jerry Stowell, one of the founders of the American Bonsai Society, the Bonsai Society of Greater NY and the NBF, has passed away at the age of 83 after a long illness. Jerry was a well loved master in the bonsai community. Several bonsai books were written by Jerry through the years. He gave many demonstrations and taught many north eastern people bonsai techniques.**

**He will be sadly missed by all.**

**—Pauline Muth, Mohawk Hudson Bonsai Society**




Our Logo Tree Bows

**ERRATA**— Last month I said Mollie Hollar was with Kalamazoo. She is actually President and Editor for Western Michigan Bonsai Society.

**In addition to our club library, you can find many books on Bonsai at your public library under the Dewey decimal system # 635.9772.**

## Mentoring, Maples, Hornbeams & Pines, oh my! continued



And what would a José demonstration be without a little carving...No power tools this time, but he took it to work on at home, so....



One more tree well on it's way to Bonsai stardom. If you are heading up to MABA in June be sure to sign up for one of José's workshops, you will not regret it.

## 2011 ABS/BCI Seminar: Exhibit Trees & Suiseki

June 16 through 19, 2011, the Greater Louisville Bonsai Society will be hosting the ABS/BCI *Bonsai in the Bluegrass* Show and Symposium. An outstanding group of bonsai artists has been scheduled, and vendors throughout the US will be here to display and sell bonsai related materials. There are presently 46 demonstrations, workshops and learning seminars scheduled during this 4 day show.

We have reserved a large space in the conference center for a bonsai tree and suiseki exhibit. The Greater Louisville Bonsai Society is requesting that bonsai enthusiasts from the Mid-west area nominate trees for inclusion in the show. There are many outstanding specimens in our area, and we would like to display them at this show.

The symposium would like to display all sizes, styles and varieties of trees. The bonsai will be judged by a panel of visiting masters scheduled to be at the show.

The Louisville club is hoping to have a display of the finest, most outstanding trees in our area. We know they are out there. I personally have seen many of them and find them breathtakingly beautiful. Since Louisville is centrally located, it should be fairly easy to transport trees and viewing stones to this location.

The show and symposium will be held at the Fern Valley Hotel and Convention Center, Louisville Ky. The show can only be successful if you submit your trees and suiseki for display. The trees will be well taken care of by experienced local bonsai members. We are planning for professional security personnel to look after the trees.

If you are interested in helping out and displaying your trees and/or suiseki, please submit a picture and description to;

Earl Ekman  
160 E. Mt. Zion Dr.  
Crestwood, KY 40014.  
(502) 222-7419 or [earl.ekman@gmail.com](mailto:earl.ekman@gmail.com)

I will accumulate all the information and present it to the show judging committee. Following their recommendations, I will get back with you.

This will be the Greater Louisville Bonsai Society's 40<sup>th</sup> anniversary and we are very excited about presenting this show. This will be a wonderful opportunity to see old friends, and make many new ones.

We are looking forward to seeing you in the Bluegrass.

***Earl Ekman***

Exhibit Chairman



“Spring” Bonsai BBQ


July 24th & 25th , 2010

Bonsai Master Suthin Sukosolvisit from MA.

See [www.ichibanbonsai.com/wildwood](http://www.ichibanbonsai.com/wildwood) for details.



Pictures from last year's BBQ courtesy of Ken Schultz.



MABA's next convention will be hosted by the West Michigan Bonsai Club and takes place June 25-27, 2010 at the Amway Grand Hotel in Grand Rapids, Michigan. The West Michigan Bonsai Club is pleased to announce that **Kathy Shaner** will be the convention's headlining bonsai master.

**Presenters also include:**

**Jose Cueto**

Additional information will be posted here as it becomes available, but you can also check the West Michigan Bonsai Club [www.wmbonsai.org](http://www.wmbonsai.org), for updates as well. To be put on the convention mailing list, contact Mollie Hollar, [info@basicallybonsai.com](mailto:info@basicallybonsai.com).

Or go to the MABA website: [www.mababonsai.org](http://www.mababonsai.org).



**Nashville Bonsai Society**

**2010**

## **Southeastern Regional Bonsai Show**

July 24<sup>th</sup> 10:00 a.m. – 4:00 p.m.

July 25<sup>th</sup> 11:00 a.m. – 3:00 p.m.

Featuring  
Bonsai Artist – Guy Guidry  
Demonstration Sunday

Chihuly Exhibit on display

Cheekwood Botanical Gardens  
1200 Forrest Park Dr.  
Nashville, Tennessee

Contact Barbara Bogan for more information  
615-337-4728 or 812-9225451 [bogansbonsai@verizon.net](mailto:bogansbonsai@verizon.net)  
[www.nashvillebonsai.com](http://www.nashvillebonsai.com)



From the FASTENAL newsletter and web page. Who would have thought that a Mame tree could sell heavy industrial equipment and supplies.

### From the Circulation Desk of the C.B.S. Library

In an effort to make the C.B.S. library more available to all of our members (since the library cabinet is being stored at Oakland Nursery and since we aren't meeting there every month), I will do my best to fill any requests that you may have to borrow any of the items that we currently have in our collection. I have a complete list of all of the books, magazines and videos that we have in our library; so, no later than the Friday before our monthly meeting, either send me an e-mail at [jyoungjfy@sbcglobal.net](mailto:jyoungjfy@sbcglobal.net) or give me a call at 614-267-4168 and let me know what items you would like to borrow from our library.

I will let you know if we have that particular item in our library or, if it has already been checked out by another one of our members, when it should be available for you to borrow. However, if you are interested in a particular article or topic in one of our bonsai magazines, I will need to know the specific issue you

would like to borrow, since I don't have a master index for all of the magazines that we have. And to be as fair as possible to all of our members, you may check out only two books, magazines, CD's or videos at one time for a two month period.

Please let me know if you have any questions or suggestions about these new procedures. After all, it is your library, too!

**John Young, Librarian**  
 (614) 267-4168  
[jyoungjfy@sbcglobal.net](mailto:jyoungjfy@sbcglobal.net)



P. O. Box 1981

Columbus, Ohio

43216-1981

### Columbus Bonsai Society Membership Registration

Name: \_\_\_\_\_

Address: \_\_\_\_\_  
 \_\_\_\_\_

Phone: (\_\_\_\_) \_\_\_\_\_ -- \_\_\_\_\_ Date: \_\_\_\_/\_\_\_\_/\_\_\_\_

Email: \_\_\_\_\_

Membership: Individual \$25.00 \_\_\_ Family \$35.00 \_\_\_

Check # \_\_\_\_\_

May your phone number be included in our members list? Y N

Would you like to get your newsletter by email? Y N  
 (email saves the club about \$3.00 - \$4.00 an issue in printing and mailing.)

IF family membership, please list other members: \_\_\_\_\_

*Renewal Memberships may be paid for more than one year at a time.*

### **Bonsai Here and Beyond the Outerbelt**

Unless otherwise noted, The Columbus Bonsai Society meets the third Sunday of every month at 1:45 pm at the Franklin Park Conservatory. Board Meetings are the first Tuesday of the month at 7:00 pm. The board meetings are open to members.

<b>16 MAY 2010</b>	<b>EXTREME MAKEOVERS/ SHOW PREP/ —FPC</b>
22-23 MAY 2010	BONSAI SOC. OF GRTR. ST. LOUIS—SPRING SHOW & SALE
28-30 MAY 2010	BRUSSEL'S BONSAI RENDEVOUS— <a href="http://www.brusselsbonsai.com">www.brusselsbonsai.com</a>
12-13 JUN 2010	DAWES SHOW
12-13 JUN 2010	NATIONAL BONSAI EXPOSITION—ROCHESTER, NY
<b>20 JUN 2010</b>	<b>INITIAL STYLING OF TREES—OAKLAND</b>
25-27 JUN 2010	MABA SHOW—GRAND RAPIDS, MICHIGAN
<b>18 JUL 2010</b>	<b>ROOT OVER ROCK / USING TROPICALS—FPC</b>
24-25 JUL 2010	WILDWOOD GARDENS BBQ— SUTHIN SUKOSOLVISIT, GUEST
24-25 JUL 2010	SE REGIONAL BONSAI SHOW; NASHVILLE—GUY GUIDRY GUEST
<b>15 AUG 2010</b>	<b>STYLES OF BONSAI/ SHOW PREP/MEMBER SALES—OAKLAND</b>
<b>18-19 SEP 2010</b>	<b>CBS SHOW —FPC</b>
29 SEPT-12 OCT 2010	BCI IN CHINA
9-10 OCT 2010	INTERNATIONAL FESTIVAL OF BONSAI—PARIS, FRANCE
OCT 2010	SHOW OF THE CAROLINA'S —ASHEVILLE ARBORETUM
OCT 2010	OAKLAND NURSERY FALL FESTIVAL
<b>17 OCT 2010</b>	<b>PHOENIX GRAFTS —FPC</b>
<b>21 NOV 2010</b>	<b>ELECTIONS/ SAIKEI/ STYLES—OAKLAND</b>
<b>DEC 2010</b>	<b>HOLIDAY DINNER —TBD</b>
JUN 2011	ABS/BCI LEARNING SEMINAR—LOUISVILLE, KY

**FPC= FRANKLIN PARK CONSERVATORY**

**OAKLAND= OAKLAND NURSERY, COLUMBUS**

Columbus Bonsai Society  
PO Box 1981  
Columbus, OH 43216-1981

Questions to:  
[Columbusbonsai@hotmail.com](mailto:Columbusbonsai@hotmail.com)  
[HTTP://Columbusbonsai.org](http://Columbusbonsai.org)

Regular Club meetings on  
3<sup>rd</sup> Sunday of the month  
Meetings Start at 1:45 pm  
All are welcome to attend

CBS Board meets  
1<sup>st</sup> Tuesday of the month  
at 7:00 pm

***Meeting is at  
Franklin Park***

